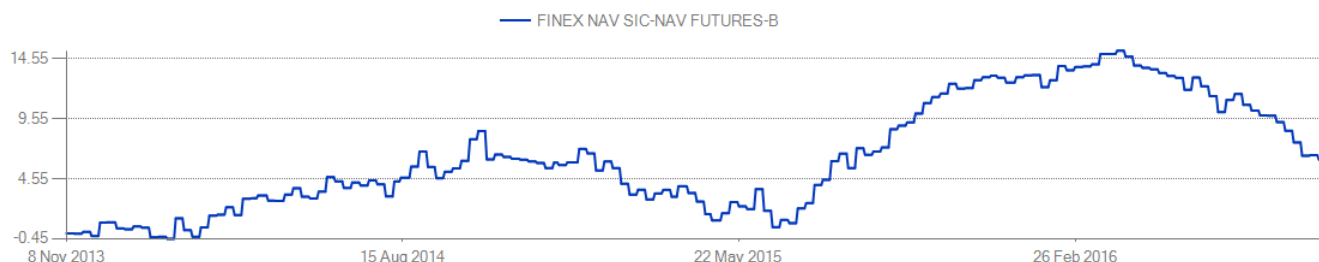


Finex Navigator UCITS Sicav plc - Navigator Futures Fund is an open-end fund incorporated in Malta. The Fund's objective is to achieve significant medium to long-term capital appreciation through investment in exchange traded futures. The strategies adopted include trend following, mean reverting and volatility models to create a global portfolio of fixed income, currency and equity indices

Contact Details		Fund Info		as of 09/23/2016
Management Company	Finex LLP	Last Close	£ 106.58	
Company Address	Finex LLP, 50 Cannon Street, London, EC4N 6JJ, United Kingdom	Total Assets (mil)	£ 4.90	
Company Telephone	44-207-3008-2539	Total Assets Date	09/23/2016	
Web Site	www.finexlondon.com	Inception Date	11/08/2013	
Fund Manager	ANDREW J S GEBHARDT	Primary Benchmark	Eurekahedge UCITS Hedge Fund	
Mgr - Start Date	02/01/2010	Curr	British Pound	
Transfer Agent	--	Min Investment	British Pound 50,000.00	
		Ticker	FINNVFB MV	
		ISIN	MT7000008868	

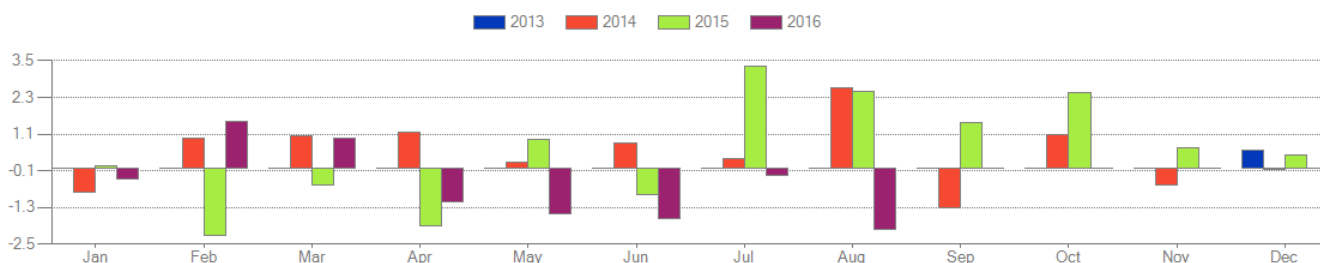
Fees And Expenses		Bloomberg Classification	
Expense Ratio	1.50	Fund Type	Mutual Fund
Front Load	0.00	Fund Asset Class Focus	Alternative
Fund Mgr Stated Fee	2.00	Domicile	Malta
Mgr Stated Perf. Fee	20.00	Fund Objective	Multi Strategy
High-Water Mark	--	Fund Style	Multi Strategy
Hurdle Rate	--	Fund Market Cap Focus	--
Back Load	0.00	Fund Geographical Focus	--
Early Withdraw Fee	--	Fund Currency Focus	--

Total Return Chart



Seasonality

Year	Jan	Feb	Mar	Apr	May	Jun	Jul	Aug	Sep	Oct	Nov	Dec
2013	--	--	--	--	--	--	--	--	--	--	--	0.56
2014	-0.78	0.95	1.03	1.17	0.19	0.83	0.30	2.61	-1.29	1.09	-0.55	-0.07
2015	0.07	-2.22	-0.57	-1.90	0.92	-0.88	3.30	2.51	1.48	2.47	0.65	0.43
2016	-0.35	1.50	0.96	-1.11	-1.50	-1.66	-0.26	-2.03	--	--	--	--



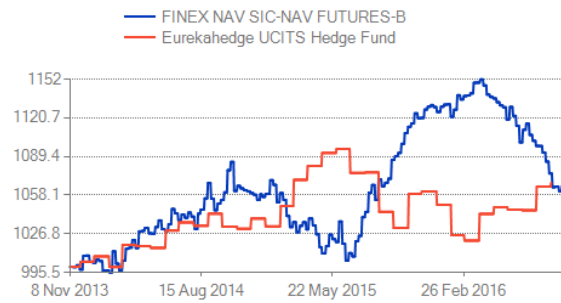
The material produced in this document is intended for informational purposes only and should not be construed as an offer or solicitation for the purchase or sale of any financial instrument. The information provided herein reflects current market practices and is not intended to constitute legal, tax, or accounting advice. The information and data contained herein has been obtained from internal data processing, fund administrators as well as other outside sources and, although it is believed to be accurate, no guarantee of completeness or accuracy is being made. Bloomberg LP shall not be liable for any losses or damage that anyone may suffer as a result of relying on this information. The information may be changed by Bloomberg LP at any time.

Benchmark: Eureka hedge UCITS Hedge Fund
 Currency: GBP

as of 09/23/2016

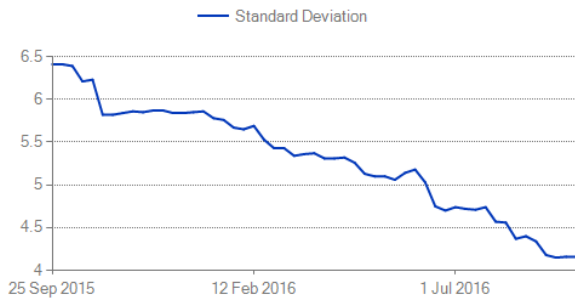
Performance

	Fund	Bench.
Mean Return 1Y Weekly	-1.85	--
Total Return 3M	-4.34	--
Total Return 6M	-7.25	--
Total Return 1Y	-0.53	--
Total Return Ytd	-5.31	--
Perf 2015	6.27	1.70
Perf 2014	5.55	2.40
Perf 2013	--	6.55
Perf 2012	--	7.26
Perf 2011	--	-7.13
Perf 2010	--	7.42
Eff 7D Yld	0.00	--
30D Yld	0.00	--
Gross 7D Yld	0.00	--
Subs 7D Yld	0.00	--
Avg Life	--	--
MMkt Avg Days To Mat.	--	--



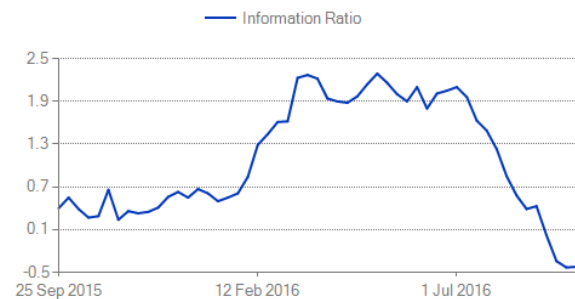
Risk

	Fund	Bench.
Downside Risk 1Y Weekly Ann	2.82	--
Semivariance 1Y Weekly Ann	4.20	--
Standard Dev 1Y Weekly Ann	3.95	--
Max Drawdown 1Y	-7.85	--
Max Increase 1Y	7.50	--
Kurtosis 1Y Weekly	-0.79	--
Skewness 1Y Weekly	-0.06	--



Risk/Return

	vs Bench.
Excess Return 1Y Weekly Ann	-4.13
Information Ratio 1Y Weekly	-0.65
Jensen Alpha 1Y Weekly	-2.35
Modigliani Rap 1Y Weekly	-0.05
Sharpe Ratio 1Y Weekly	-0.61
Sortino Ratio 1Y Weekly	0.79
Treynor Measure 1Y Weekly	1.04



The material produced in this document is intended for informational purposes only and should not be construed as an offer or solicitation for the purchase or sale of any financial instrument. The information provided herein reflects current market practices and is not intended to constitute legal, tax, or accounting advice. The information and data contained herein has been obtained from internal data processing, fund administrators as well as other outside sources and, although it is believed to be accurate, no guarantee of completeness or accuracy is being made. Bloomberg LP shall not be liable for any losses or damage that anyone may suffer as a result of relying on this information. The information may be changed by Bloomberg LP at any time.

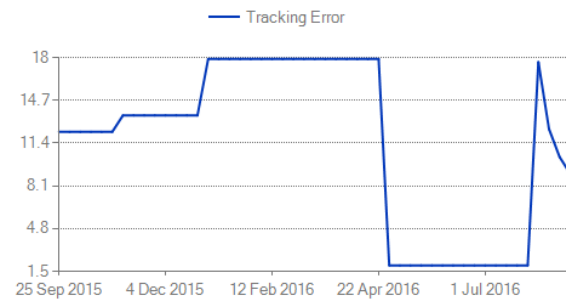
Benchmark: EurekaHedge UCITS Hedge Fund

as of 09/23/2016

Currency: GBP

Tracking

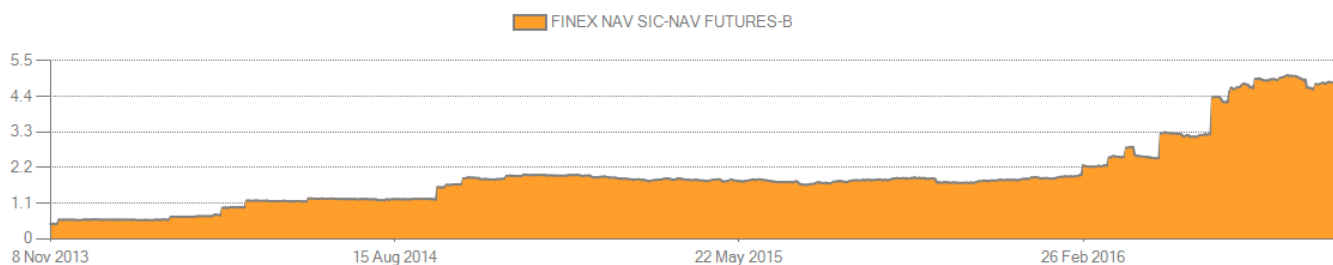
	vs Bench.
Alpha 1Y Weekly	-0.03
Beta 1Y Weekly	-0.02
Correlation 1Y Weekly	-0.03
Bear Correlation 1Y Weekly	0.36
Bull Correlation 1Y Weekly	0.28
R Squared 1Y Weekly	0.00
Tracking Error 1Y Weekly Ann	9.03



The material produced in this document is intended for informational purposes only and should not be construed as an offer or solicitation for the purchase or sale of any financial instrument. The information provided herein reflects current market practices and is not intended to constitute legal, tax, or accounting advice. The information and data contained herein has been obtained from internal data processing, fund administrators as well as other outside sources and, although it is believed to be accurate, no guarantee of completeness or accuracy is being made. Bloomberg LP shall not be liable for any losses or damage that anyone may suffer as a result of relying on this information. The information may be changed by Bloomberg LP at any time.

Total Assets (mil)

as of 09/23/2016



Portfolio Statistics

as of //N.A.

% Of Top Ten Holdings	-- Avg Price/Earnings	--
Fund Turnover	-- Avg Price/Cash Flow	--
Median Mkt Cap (M)	-- Avg Price/Sales	--
Avg Market Cap (mil)	-- Avg Price/Book Ratio	--
Avg Dvd Yield	--	--

The material produced in this document is intended for informational purposes only and should not be construed as an offer or solicitation for the purchase or sale of any financial instrument. The information provided herein reflects current market practices and is not intended to constitute legal, tax, or accounting advice. The information and data contained herein has been obtained from internal data processing, fund administrators as well as other outside sources and, although it is believed to be accurate, no guarantee of completeness or accuracy is being made. Bloomberg LP shall not be liable for any losses or damage that anyone may suffer as a result of relying on this information. The information may be changed by Bloomberg LP at any time.